



Introduction

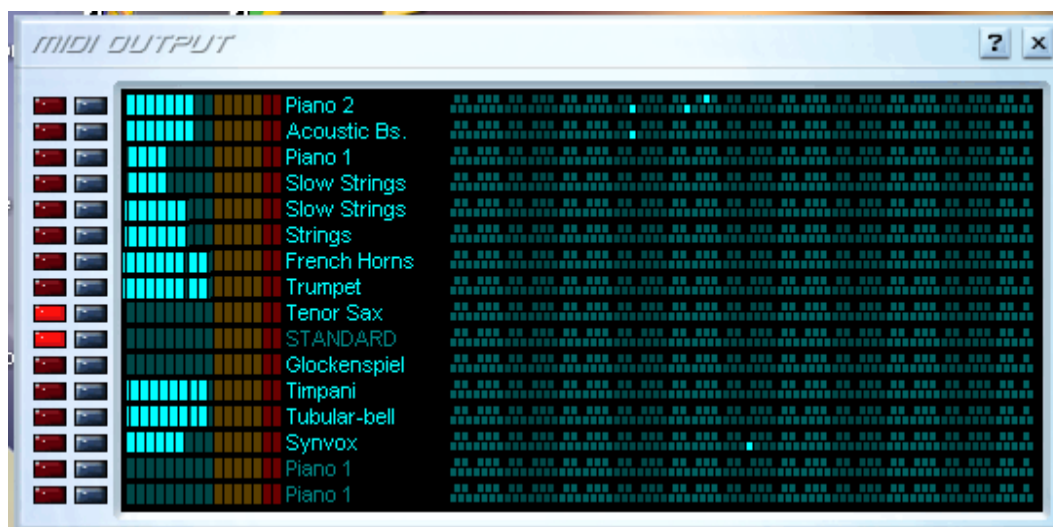


This book comes with sequenced KaraUkey sound tracks, which are midi (Musical Instrument Digital Interface) tracks with lyrics and chords that can be played on your PC. To play them you will need a suitable karaoke player such as the vanBasco player which is free and can be downloaded from www.vanbasco.com KaraUkey explained www.karaUkey.com

The sound tracks feature various instruments playing the music in different styles, specially put together to help you to develop different strumming patterns and strumming methods. All of the strums and methods are explained in this book. Including strums for each song.

Songs List & Page numbers		Folsom Prison	19	The Beat Goes On	5
All Shook Up	15	Gotta Travel On	11	The Boxer	13
Beautiful Sunday	16	Hound Dog	20	There Goes My Everything	21
Bonapartes Retreat	7	I Don't Know Why I Love U	9	Tom Dooley	6
Bye Bye Love	10	I'm Yours	22	Twist and Shout	26
Crystal Chandeliers	17	Long Tall Sally	12	We'll Sing In The Sunshine	23
Do Wah Diddy	18	Pearly Shells	25	Whiskey In The Jar	27
El Condor Pasa	14	Shake Rattle & Roll	24	You Are My Sunshine	8

The songs are easy to learn but are also great for developing your strumming and playing ability. Each song includes the chords, which other instruments can also play, as well as the lyrics so you can sing along. Basically a great set of tracks for a Jam Session.

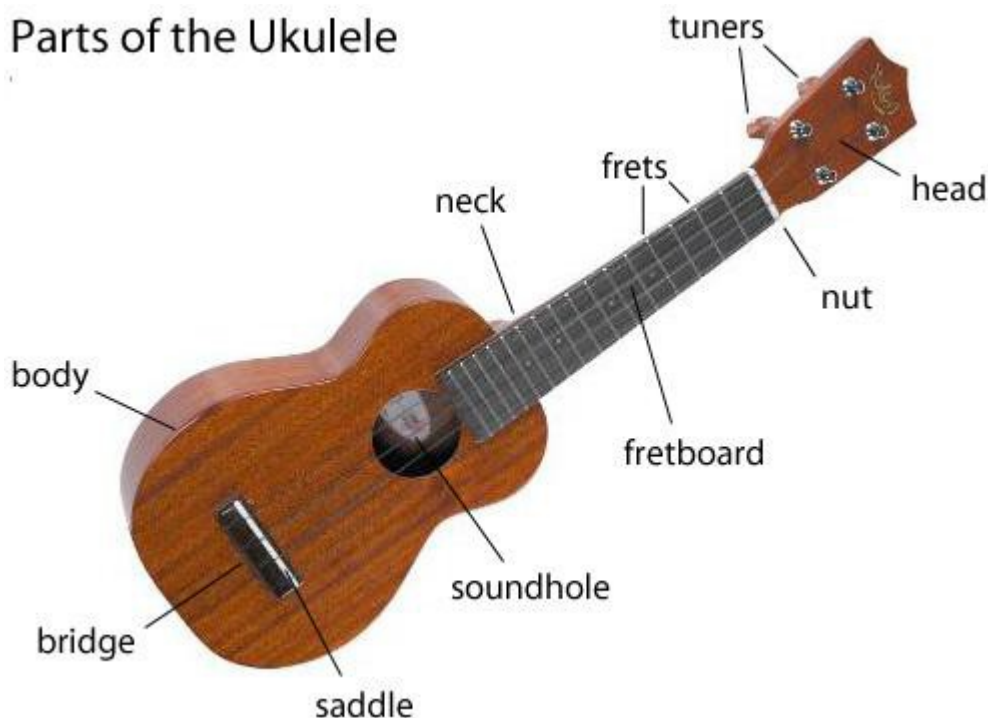


Each of the songs features from 6 to 12 instrumental tracks, any or all of which can be muted or featured. The tempo is also variable from 25% to 200% .

1

Ukulele types - Soprano – Concert - Tenor – Baritone – Banjo Ukulele
Types of construction – fibreglass, wood, laminated or solid , variety of shapes
Strings – nylon (Martin) or nylgut (Aquila) or flurocarbon (Worth)
Pick Ups - Built in pick ups with/without volume and tone controls.

Parts of the Ukulele



Pluck a string to sound a note. Different notes are played by holding the strings down at the frets.

Ukulele tuning GCEA (C tuning) is common **Goats Can Eat Anything** (from top to bottom)

This is equivalent to strings 1 to 4 on a guitar with a Capo on the 5 th fret.

Alternate tuning is ADF#B (D tuning)

A Baritone uke is tuned DGBE equivalent to strings 1 to 4 on a guitar

A GCEA uke can have a high or low G. (an octave higher)

Hold your Uke comfortably under the crook of your arm. Strum it just above the sound hole

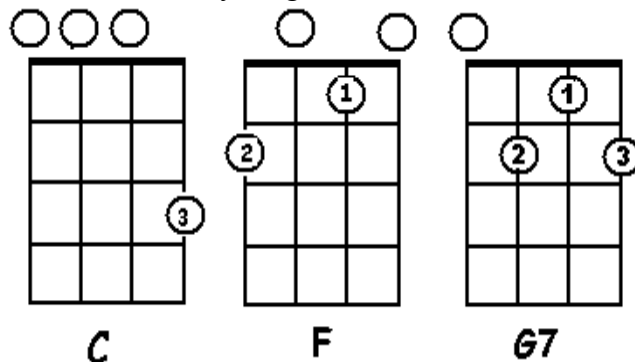
The strings are numbered 1 to 4 counting up from the bottom.

A note is played on a single string. **A chord** is a group of notes struck simultaneously

EG To **Play a C Chord** -Use the third finger, third fret, first string, all the other strings open.

Strings for C tuning **Goats Can Eat Anything**

G C E A



The circles indicate an open string. The numbers show which finger you should be using.

Common Ukulele Keys and Chords

Key	I First	IV Fourth	V7 Fifth (7) OR	V Fifth	vi Minor
C					
G					
D					
F					
A					
misc chords					

3

Learning to play Chords

A list of the more common **must know** keys and chords is on the previous page. This is a matter of “getting the chords into your fingers”, and strumming the strings to get a nice clean sound from each string. There are no short cuts. Just ensure that you are holding the strings down at the correct frets as shown on the chord charts and practice moving from one chord to another as smoothly as you can. You will improve with practice, and gain speed in your chord changes. Start with the key of C, and learn to play the C, F and G7 chords as soon as you can. Some people like to practice their chord changes with the strings muted, called “dead strumming” so that they do not have to worry about what that hand is doing just yet. Others like to move on and get involved in the strumming as soon as possible.

If you start strumming, it is important to **always keep the beat** or “stay in the groove” regardless of what your chord hand is doing. This may mean slowing it right down at first so that your chord hand can keep up, or maintaining the beat even if you are just strumming open strings until your chord hand catches up. Do not stop strumming while your chord hand finds the next chord.

Strumming

Passages of music are broken up into smaller sections called bars. A song may have several bars of music. In standard 4/4 or common time each bar is 4 beats long and there are four $\frac{1}{4}$ notes to a bar. When we are strumming four strums to a bar, each strum is the equivalent of a $\frac{1}{4}$ note. When we add upstrokes we are playing $\frac{1}{8}$ notes, shown with the &. There are two $\frac{1}{8}$ notes to a beat.

Strums are a series of timed Up (U) and Down strokes (V). Adding or removing Up strokes creates different strumming patterns. We use strumming patterns and strumming methods to create the sounds we like to hear. After a while you will be strumming away not really thinking about the pattern or the method just letting your fingers play what feels right at the time.

You can use your index finger, or thumb or thumb and fingers, to graze each of the strings in a downward movement, that's a down strum V then back up, that's an up strum U. Try these patterns, dead strum for now.

Now do four down strums on the count of 4	V V V V repeat (1)
These are $\frac{1}{4}$ notes	1 2 3 4

Now add an Upstroke after the first Down stroke	V UV V V repeat (2)
We now have two $\frac{1}{8}$ notes and three $\frac{1}{4}$ notes	1 &2 3 4 (& as and)

Now add another Up stroke	V UV UV V repeat (3)
Four $\frac{1}{8}$ notes and two $\frac{1}{4}$ notes	1 &2 &3 4

4

Add another Upstroke Six 1/8 notes and one 1/4 note	V UV UV UV repeat (4) 1 &2 &3 &4
--	-------------------------------------

Add another Upstroke all 1/8 notes adding emphasis	V UV UV UV U repeat (5) 1 &2 &3 &4 & vu VU vu VU
--	--

Or leave out the third down stroke for a calypso or rock ballad feel	V V U- UV repeat (6) 1 2 &3 &4
---	-----------------------------------

These are all strumming patterns. We can also add interest by using a few different methods in different parts of the song as we are strumming.

Swing Hold the first down stroke (5) a little longer than the up stroke to add swing

Arpeggio A fancy term that simply means striking each note of the chord one at a time

Picking Playing selected notes of the chord in time with the beat.

Hammer on Turn one note into another by bringing your finger down after the first note has been struck.

Pull Off Turn one note into another by lifting the finger after the note has been struck.

Slide Slide the finger up the neck to create a a higher pitched sound. Particularly when you're playing a C chord.

Short stab Just plays the first few notes of the chord in a short stabbing motion without a follow through.

Dead Strum Lightly mute all the strings to make a percussive sound

Tremolo A vibrato sound made by rapid movement of the finger and thumb on the strings

Chucking Follow through after the chord is struck to deaden the noise with the fleshy underside of the thumb.

Fan Strum A flamenco guitar technique. Make the sound by unfurling the fingers one a time across each of the strings.

Split stroke Made famous by George Formby is played by plucking the G and A strings while still holding the chord you just played. A challenge to master.

The following songs feature many of these patterns and methods and include the sequenced backing tracks to compliment each of these styles of playing.

Use the KaraUkey track “The Beat Goes On” to practice the following strums.

The Beat Goes On was written by Sonny Bono. It was played at his funeral and the words are written on his tombstone. When it went to the recording studio, the distinctive Bass track was added. The song was a top ten hit. It only has one chord, so is very simple to transpose.

Apart from simple Down strokes there are a few other strumming patterns, to add interest, especially as there is only one chord. Try each pattern.

A short stab strum is a strum that just grazes a few strings with no follow through. The short stab strum is denoted here by the lower case v.

You can mute a chord by taking the pressure of the frets as you strum the strings. A muted chord is denoted by the V. This is also called “chucking” or “chunking”

pattern (7)
V V UV UV U
1 2 &3 &4 &

pattern (8)
v V UV UV U
v is a short stab strum

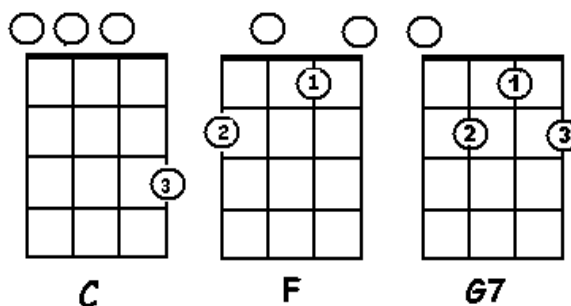
pattern (9)
v V UV UV U
V is muted

You can also “hammer on” and “Pull off” the first finger on the first string.

[C7] The beat goes on, The beat goes on.
The drums keep pounding a rhythm To the brain.

La de da de dee, la de da de da.
The charleston was once the rage, uh huh,
History has turned a page, uh huh.
The mini skirts the current thing, uh huh.
Teeny bopper is our new born king, uh huh.
And the beat goes on, And the beat goes on.
The drums keep pounding a rhythm To the brain.
La de da de dee, la de da de do.

The grocery store does supermart, uh huh.
Little girls still break their hearts, uh huh.
And men still keep on marching off to war.
Electrically they keep a baseball score.
And the beat goes on, The beat goes on.
Drums keep pounding a rhythm To the brain.
La de da de dee, la de da de da.



Grandma's sit in chairs and reminisce. Boys keep chasing girls to get a kiss.
The cars keep going faster all the time.

Bums still cry: "Hey, buddy, have you got a dime?"
And the beat goes on, And the beat goes on.
Drums keep pounding a rhythm To the brain. La de da de dee, la de da de da.
And the beat goes on, Yes the beat goes on. And the beat goes on, And the beat goes on.
The beat goes on, And the beat goes on.

Use the Tom Dooley KaraUkey track to practice this strum and chord changes. Change the tempo if you need to at first, to keep a nice constant beat as you change chords.

Tom Dula was a confederate soldier, the only one of three Dula brothers to survive the Civil war. He was tried convicted and hung for the murder of Laura Forster in 1868.

The song has only 2 chords C and G7. This version of the song can be “picked” or can be played using straight down strokes or Pattern (5) V UV UV UV U repeat
1 &2 &3 &4 &

Tom Dooley

[C] Hang down your head, Tom Dooley,
Hang down your head and [G7] cry.
Hang down your head, Tom Dooley,
Poor boy, you're bound to [C] die!
I met her on the mountain,
and there I took her [G7] life.

I met her on the mountain,
and stabbed her with my [C] knife.
Hang down your head, Tom Dooley,
Hang down your head and [G7] cry.
Hang down your head, Tom Dooley,
Poor boy, you're bound to [C] die!

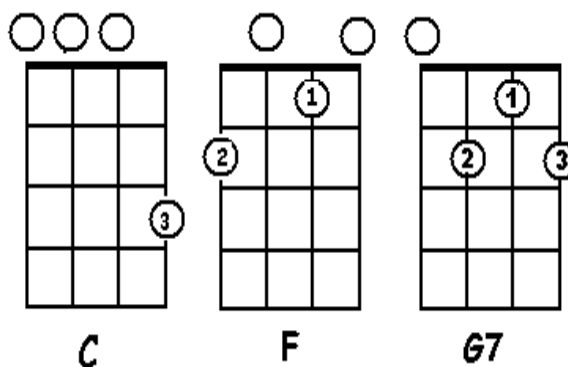
This time tomorrow,
Reckon where I'll [G7] be,
Hadn't been for Grayson,
I'd been in Tennes [C] see.
Hang down your head, Tom Dooley,
Hang down your head and [G7] cry.
Hang down your head, Tom Dooley,
Poor boy, you're bound to [C] die!

This time tomorrow,
Reckon where I'll [G7] be,
Down in some lonesome valley,
hangin' from a white oak [C] tree.
Hang down your head, Tom Dooley,
Hang down your head and [G7] cry.
Hang down your head, Tom Dooley,
Poor boy, you're bound to [C] die!

or using an interpretive strum pattern such as

[C] Hang down your head, Tom Dooley, Hang down your head and [G7] cry.

V U V U V V V V U V U V V V U V U



Bonapartes Retreat (originally a traditional fiddle tune. Covered by Glen Campbell and also by Willie Nelson) It has 2 Chords C and G7

Pattern 7 **V V UV UV U** **also try adding straight down strokes**
1 2 &3 &4 & **to emphasise some of the lyrics**

(Intro 3 beats of C then 2 quick G7)

[C] [G7] [C] [G7] [C] [G7] [C]

Met the girl I love In a town 'way down in Dixie

'Neath the stars above She was the sweetest girl I ever did see

So I took her in my arms And [G7] told her of her many charms

I [C] kissed her while the fiddles played The [G7] Bonaparte's Re [C] treat.

All the world was bright As I held her on that night

And I heard her say Please don't you go away

So I held her in my arms And [G7] Told her of her many charms

I [C] Kissed her while the fiddles played The [G7] Bonaparte's Re [C] treat.

Met the girl I love In a town 'way down in Dixie

'Neath the stars above She was the sweetest girl I ever did see

So I took her in my arms And [G7] told her of her many charms

I [C] kissed her while the fiddles played The [G7] Bonaparte's Re [C] treat.

All the world was bright As I held her on that night

And I heard her say Please don't you go away

So I held her in my arms And [G7] Told her of her many charms

I [C] Kissed her while the fiddles played The [G7] Bonaparte's Re [C] treat

Met the girl I love In a town 'way down in Dixie

'Neath the stars above She was the sweetest girl I ever did see

So I took her in my arms And [G7] told her of her many charms

I [C] kissed her while the fiddles played The [G7] Bonaparte's Re [C] treat

All the world was bright As I held her on that night

And I heard her say Please don't you go away

So I held her in my arms And [G7] Told her of her many charms

I [C] Kissed her while the fiddles played The [G7] Bonaparte's Re [C] treat

Met the girl I love In a town 'way down in Dixie

'Neath the stars above She was the sweetest girl I ever did see

So I took her in my arms And [G7] told her of her many charms

I [C] kissed her while the fiddles played The [G7] Bonaparte's Re [C] treat

So I took her in my arms And [G7] told her of her many charms

I [C] kissed her while the fiddles played The [G7] Bonaparte's Re [C] treat

So I took her in my arms And [G7] told her of her many charms

I [C] kissed her while the fiddles played The [G7] Bonaparte's Re [C] treat

So I took her in my arms And [G7] told her of her many charms

I [C] kissed her while the fiddles played The [G7] Bonaparte's Re [C] treat

You Are My Sunshine

Chords C, F and G7

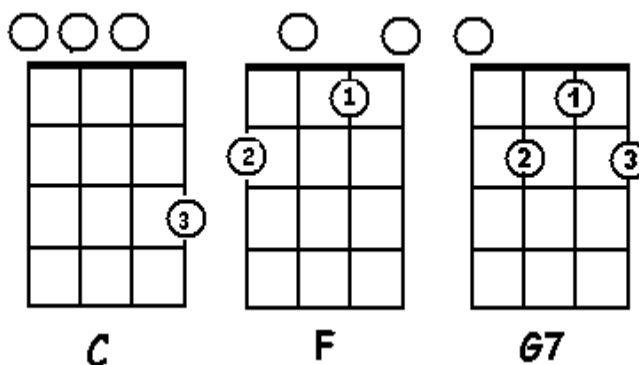
Pick a strumming pattern then accentuate the first and third beats**Patterns v V UV UV or V UV UV UV U and word emphasis****1 2 &3 &4 1 &2 &3 &4 &**

[C] The other night, dear, as I lay sleeping
 I dreamed I [F] held you in my [C] arms
 When I a [F] woke, dear, I was mis [C] taken
 So I hung my [G7] head and I [C] cried.

You are my sunshine, my only sunshine
 You make me [F] happy when skies are [C] gray
 You'll never [F] know, dear, how much I [C] miss you
 Please don't take my [G7] sunshine [C] away

I'll always love you and make you happy,
 If you will [F] only say the [C] same.
 But if you [F] leave me to love [C] another,
 You'll regret it [G7] all some [C] day:

You are my sunshine, my only sunshine
 You make me [F] happy when skies are [C] gray
 You'll never [F] know, dear, how much I [C] miss you
 Please don't take my [G7] sunshine [C] away
 Please don't take my [G7] sunshine [C] away



I Don't Know Why I Love You

(Chords C, F and G7)

Pattern	V V UV UV	V V UV UV
	1 2 &3 &4	1 2 &3 &4

[G7] [C]

[C] I don't. know why I love you, but I [G7] do

I don't know why I cry so, but I [C] do

I only know I'm lonely and [F] that I want you only

I [G7] don't know why I love you, but I [C] do

I can't sleep nights because I feel so [F] restless

I [G7] don't know what to do I feel so [C] helpless

And since you've been away I [F] cry both night and day

I [G7] don't know why I love you, but I [C] do

My [F] days have been so [C] lonely

My [F] nights have been so [C] blue

I [G7] don't know how I manage, but I do

Each [C] night I sit alone and tell [F] myself

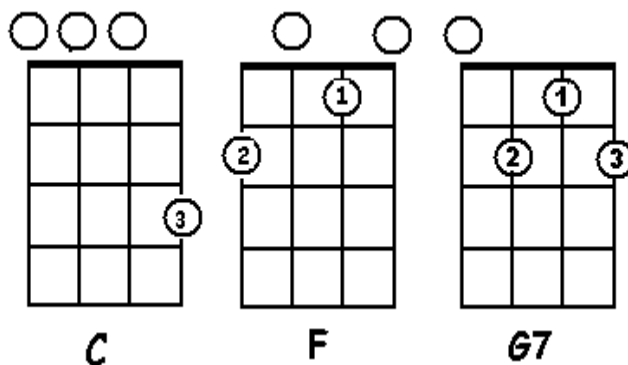
That [G7] I will fall in love with someone [C] else

I guess I'm wastin' time but I've [F] got to clear my mind

I [G7] don't know why I love you, but I [C] do

I [G7] don't know why I love you, but I [C] do

I [G7] don't know why I love you, but I [C] do



Bye Bye Love Everly Brothers

KaraUkey (Chords C, F and G7)

The strumming pattern is dictated by the lyric.

Chorus **Bye Bye Love**
 V V V UV V U- UV

Verses **V UV UV UV U**
 1 &2 &3 &4 &

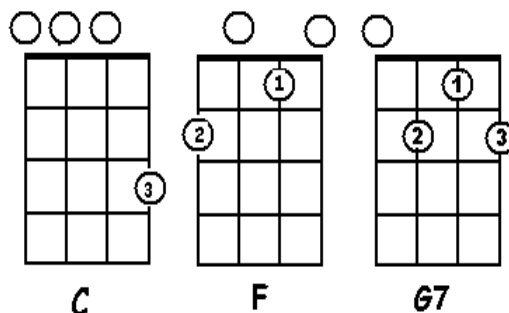
[C] [F] . [C] [F] . [C] .
 [F] Bye bye [C] love [F] Bye bye [C] happiness
 [F] Hello [C] loneliness, I [G7] think I'm gonna [C] cry
 [F] Bye bye [C] love [F] bye, bye [C] sweet caress
 [F] Hello [C] emptiness, I [G7] feel like I could [C] die
 [G7] Bye bye my love, bye [C] bye

There goes my [G7] baby, with someone [C] new
 She sure looks [G7] happy, I sure am [C] blue
 She was my [F] baby, till he stepped [G7] in
 Goodbye to romance, that might have [C] been

[F] Bye bye [C] love [F] Bye bye [C] happiness
 [F] Hello [C] loneliness, I [G7] think I'm gonna [C] cry
 [F] Bye bye [C] love [F] bye, bye [C] sweet caress
 [F] Hello [C] emptiness, I [G7] feel like I could [C] die
 [G7] Bye bye my love, bye [C] bye

I'm through with [G7] romance, I'm through with [C] love
 I'm through with [G7] counting the stars [C] above
 And here's the [F] reason, that I'm so [G7] free
 My lovin' baby is through with [C] me

[F] Bye bye [C] love [F] Bye bye [C] happiness
 [F] Hello [C] loneliness, I [G7] think I'm gonna [C] cry
 [F] Bye bye [C] love [F] bye, bye [C] sweet caress
 [F] Hello [C] emptiness, I [G7] feel like I could [C] die
 [G7] Bye bye my love, bye [C] bye
 [G7] Bye bye my love, bye [C] bye
 [G7] Bye bye my love, bye [C] bye
 [G7] Bye bye my love, bye [C] bye



Gotta Travel On

(Chords C, F and G7)

V V UV UV U**with straight down strokes to emphasise the lyrics.**

Intro as per ([C] Because I [F] feel like I've [G7] gotta travel [C] on)

I've laid around and played around this old town too long
 Summer's almost gone, yes, [F] winter's comin' [C] on
 I've laid around and played around this old town too long
 And I [F] feel like I [G7] gotta travel [C] on

Poppa writes to Johnny, but Johnny can't come home
 Johnny can't come home, no, [F] Johnny can't come [C] home
 Poppa writes to Johnny, but Johnny can't come home
 'cause he's [F] been on this [G7] chain gang too [C] long

(Instrumental as per verse)

[C] [F] . [C] [F] . [G7] . [C] .

I've laid around and played around this old town too long
 Summer's almost gone, yes, [F] winter's comin' [C] on
 I've laid around and played around this old town too long
 And I [F] feel like I [G7] gotta travel [C] on

High sheriff and police ridin' after me
 Ridin' after me,
 yes, [F] comin' after [C] me
 High sheriff and police ridin' after me
 And I [F] feel like I [G7] gotta travel [C] on

(Instrumental as per verse)

[C] [F] . [C] [F] . [G7] . [C] .

Wanna see my honey, wanna see her bad
 Wanna see her bad, oh, [F] wanna see her [C] bad
 Wanna see my honey, wanna see her bad
 She's the [F] best gal this [G7] poor boy ever [C] had

I've laid around and played around this old town too long
 Summer's almost gone, yes, [F] winter's comin' [C] on
 I've laid around and played around this old town too long
 And I [F] feel like I [G7] gotta travel [C] on
 And I [F] feel like I [G7] gotta travel [C] on

12

Long Tall Sally – The Beatles

(Chords C, F and G7 optional F7) . .

12 Bar Blues so we can mix it up a little**V V UV UV U****with straight down strokes to emphasise lyric.****And V UV UV UV U****with touches of F7**

[C] Gonna tell Aunt Mary 'bout Uncle John,
 He says he has the blues but he has a lotta fun.
 Oh [F] baby, Yeeee Oh [C] baby, Woooo Oh [G7] baby,
 [F] Havin' some fun to [C] night.

Well, Long tall Sally, she's built for speed.
 She got everything that Uncle John need.
 Oh [F] baby, Yeeee Oh [C] baby, Woooo Oh [G7] baby,
 [F] Havin' some fun to [C] night.

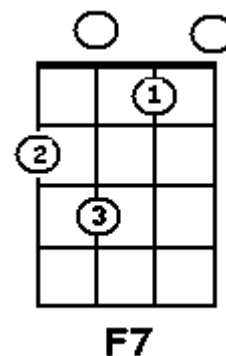
Well, I saw Uncle John with long tall Sally.
 He saw Aunt Mary coming
 So he ducked back down the alley.
 Oh [F] baby, Yeeee Oh [C] baby, Woooo Oh [G7] baby,
 [F] Havin' some fun to [C] night.

[C] [F] [C] [G7] [F] [C]
 [C] [F] [C] [G7] [F] [C]

Long tall Sally, she's built for speed.
 She got everything that Uncle John need.
 Oh [F] baby, Yeeee Oh [C] baby, Woooo Oh [G7] baby,
 [F] Havin' some fun to [C] night.

Well, I saw Uncle John with long tall Sally.
 He saw Aunt Mary coming
 So he ducked back down the alley.
 Oh [F] baby, Yeeee Oh [C] baby, Woooo Oh [G7] baby,
 [F] Havin' some fun to [C] night. Gonna have some fun tonight.

We're gonna have some fun tonight,
 Every [F] thing will be alright. We're gonna [C] have some fun,
 [G7] Have some fun,
 Gonna [F] have some fun to [C] night.



The Boxer – Simon & Garfunkle

KaraUkey (Chords C, Am, G and F)

V V UV UV U Just a steady rhythmic beat for the verses
Include straight down strokes with the lyric in the chorus

[C] I am just a poor boy though my story's seldom [Am] told
 I have [G] squandered my resistance
 For a pocket full of [C] mumbles, such are promises
 All lies and [Am] jest, still a [G] man hears what he [F] wants to hear
 And disregards the [C] rest mmm [G] mmmmmm [C] mm

When I left my home and my family, I was no more than a [Am] boy
 In the [G] company of strangers
 In the quiet of a [C] railway station, running scared
 Laying [Am] low, seeking [G] out the poorer [F] quarters
 Where the ragged people [C] go
 Looking [G] for the places only they would [C] know

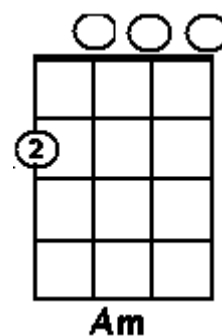
Lie la [Am] lie, Lie la [G] lie lie lie la lie, Lie la [Am] lie,
 Lie la [G] lie lie lie la lie, la la la la [C] lie.

Asking [C] only workman's wages I come looking for a [Am] job
 But I get no [G] offers
 Just a comeon from the [C] whores on Seventh Avenue
 I do [Am] declare, there were [G] times when I was [F] so lonesome
 I took some comfort [C] there
 La la [G] la la la la [C]
 [G] [C] [Am] [G] [F] [C] [G]
 [C] Lie la [Am] lie, Lie la [G] lie lie lie la lie, Lie la [Am] lie,
 Lie la [G] lie lie lie la lie, la la la la [C] lie.

Then I'm [C] laying out my winter clothes and wishing I was [Am] gone
 Going [G] home where the New York City [C] winters aren't bleeding me
 Leading me [Am] going [G] home.

In the [C] clearing stands a boxer and a fighter by his [Am] trade
 And he [G] carries the reminders of every glove that [C] laid him down
 Or cut him till he cried out in his anger and his [Am] shame
 I am [G] leaving, I am [F] leaving
 But the fighter still re [C] mains m [G] mm [C]

Lie la [Am] lie, Lie la [G] lie lie lie la lie, Lie la [Am] lie,.....
 [G] [Am] [G] [Am] [G] [Am] [G] [Am] [G] [Am] [G] [Am] [G] [Am] [G] [Am] [G]
 [Am] [G] [Am] [G] [Am] [G] [Am] [G] [Am] [G] [Am]



El Condor Pasa Simon & Garfunkle
(Chords G, Em, and C)

This is a great song for practising the Em chord because there only a few relatively slow changes. The tremolo intro adds interest.

Syncopated rhythm beat v V v V v V v V v V UV UV
Chorus V V UV UV UV

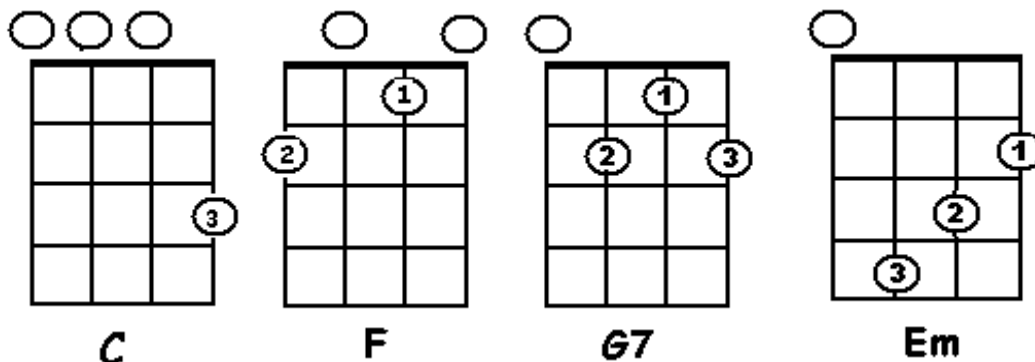
Intro Tremolo [Em] [C] [Em] [C] [Em]

I'd rather be a sparrow than a [G] snail
Yes I would, if I could, I surely [Em] would
Hmmmmm
I'd rather be a hammer than a [G] nail
Yes I would, if I only could, I surely [Em] would
Hmmmmm

A [C] way, I'd rather sail away
Like a [G] swan that's here and gone
A [C] man gets tied up to the ground
He gives the [G] world its saddest sound
Its saddest [Em] sound
Hmmm

I'd rather be a forest than a [G] street
Yes I would, if I could, I surely [Em] would
I'd rather feel the earth beneath my [G] feet
Yes I would, if I only could, I surely [Em] would.

A [C] way, I'd rather sail away
Like a [G] swan that's here and gone
A [C] man gets tied up to the ground
He gives the [G] world its saddest sound
Its saddest [Em] sound
Hmmm



All Shook Up Elvis Presley

(Chords C, C6, F and G7)

(C6 is played all strings open)

Rock Ballad strum V VU UV V VU UV and V UV UV UV U

[C] [C6] [C] [C6]

[C] Well a bless my soul What's wrong with me?

I'm itching like a man on a fuzzy tree

[F] My friends say I'm actin' wild as a bug

I'm in [C] love (pause) I'm all shook up

Mm [F] mm [G7] oo [C] yeah, yeah! Yeah!

Well my hands are shaky and my knees are weak,

I can't seem to stand on my own two feet

[F] Who do you thank when you have such luck?

I'm in [C] love! (pause) I'm All shook up!

Mm [F] mm [G7] oo [C] yeah yeah! Yeah!

[F] Please don't ask me what's on my mind

I'm a [C] little mixed up but I'm feelin fine

[F] When I've met a girl that I love best

My [G7] heart beats so it scares me to death!

[C] She touched my hand What a chill I got

Her lips are like a volcano that's hot!

[F] I'm proud to say she's my butter cup

I'm in [C] love! (pause) I'm All shook up

Mm [F] mm [G7] oo [C] yeah yeah! Yeah!

[F] My tongue get's tied when I try to speak

[C] My insides shake like a leaf on a tree

[F] There's only one cure for this body of mine

[G7] That's to have that girl that I love so fine!

[C] She touched my hand What a chill I got

Her lips are like a volcano that's hot!

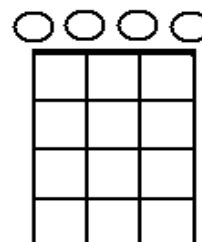
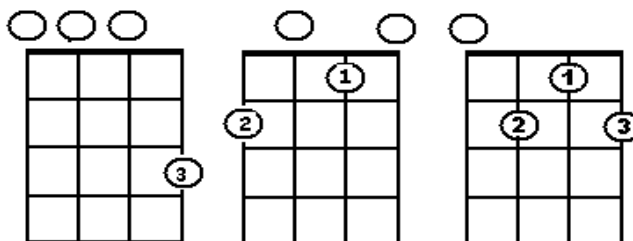
[F] I'm proud to say that she's my butter cup

I'm in [C] love! (pause) I'm All shook up

Mm [F] mm [G7] oo [C] yeah yeah! yeah!

Mm [F] mm [G7] oo [C] yeah! yeah! yeah!

I'm All shook up!

**C₆****C****F****G7**

Beautiful Sunday Daniel O'Donnel

(Chords C, F and G7 D, G and A7)

Pattern v uV uv uV uv uV u (v)=short down (u) short up**(V)=Long Down + follow through and mute**

[C]

Sunday morning, up with the lark

I think I'll take a walk in the park

[F]Hey, hey, [G]hey, it's a beautiful [C]day

I've got someone waiting for me

When I see her I know that she'll say

[F]Hey, hey, [G]hey, it's a beautiful [C]day

Hi, hi, hi, beautiful [F]Sunday

This is [G]my, my, my, beautiful [C]day

When you say, say, say, say that you [F]love me

Oh Oh, my, my, [G]my it's a beautiful [C]day

Birds are singing, you by my side

Let's go take the car for a ride

[F]Hey, hey, [G]hey, it's a beautiful [C]day

We'll drive on and follow the sun

Making Sunday go on and on

[F]Hey, hey, [G]hey, it's a beautiful [C]day

Hi, hi, hi, beautiful [F]Sunday

This is [G]my, my, my, beautiful [C]day

When you say, say, say, say that you [F]love me

Oh Oh, my, my, [G]my it's a beautiful [C]day

[D]Hi, hi, hi, beautiful [G]Sunday

This is [A7]my, my, my, beautiful [D]day

When you say, say, say, say that you [G]love me

Oh Oh, my, my, [A7]my it's a beautiful [D]day

[D]Hi, hi, hi, beautiful [G]Sunday

This is [A7]my, my, my, beautiful [D]day

When you say, say, say, say that you [G]love me

Oh Oh, my, my, [A7]my it's a beautiful [D]day

Crystal Chandeliers

(Chords C, F and G7) (Instrumental)

This backing track lends itself to this pattern
with a calypso feel
or to straight Picking

V V U- UV
1 2 &3 &4

Ijntro [C] [G7] . . . [C]

Oh the crystal chandeliers light up the [G7] paintings on your wall
The marble statuettes are standing [C] stately in the hall
But will the timely crowd that has you laughing loud
help [F] you dry your tears When the [C] new wears off
of your [G7] crystal chan [C] deliers

I never did fit in too well with [G7] folks you knew
And it's plain to see that the likes of me
don't [C] fit with you So you traded me
for the gaiety of the [F] well to do And you [C] turned away
from the [G7] love I offered [C] you

Oh the crystal chandeliers light up the [G7] paintings on your wall
The marble statuettes are standing [C] stately in the hall
But will the timely crowd that has you laughin' loud
help [F] you dry your tears When the [C] new wears off
of your [G7] crystal chan [C] deliers

... Now pick that Uke ...

[C] [G7] [C]
[F] [C] [G7] [C]

I see your picture in the news most [G7] every day
You're the chosen girl of the social world
so the [C] stories say But a paper smile only lasts a while
then it [F] fades away And the [C] love we knew
will come [G7] home to you some [C] day

Oh the crystal chandeliers light up the [G7] paintings on your wall
The marble statuettes are standing [C] stately in the hall
But will the timely crowd that has you laughin' loud
help [F] you dry your tears
When the [C] new wears off of your [G7] crystal chan [C] deliers
When the new wears off of your [G7] crystal chan [C] deliers

Do Wah Diddy

(Chords C, F, Am and G7)

**Patterns V V U- U- V UV UV V Rapid single strum changes from F to C
and V V UV UV U and Fan Strum**

Intro [C] . . . [F] . . . [C]

[C] There she was, just a [F] walkin' down the [C] street

Singing do-wah-diddy-diddy [F] dum- diddy [C] do

Snapping her fingers and a [F] shuffling her [C] feet

Singing do-wah-diddy-diddy [F] dum-diddy [C] do

She [F] looked [C] good ([F] looked [C] good)

She [F] looked [C] fine ([F] looked [C] fine)

She [F] looked [C] good She [F] looked [C] fine

[F] Then I [C] nearly [F] lost my [C] mind

Before I knew it she was [F] walking next to [C] me

Singing do-wah-diddy-diddy [F] dum diddy [C] do

Holding my hand just as [F] natural as could [C] be

Singing do-wah-diddy-diddy [F] dum-diddy [C] do

We [F] walked [C] on ([F] walked [C] on)

To [F] my [C] door ([F] my [C] door)

We [F] walked [C] on [F] to my [C] door

[F] Then we [C] kissed a [F] little [C] more. . .

Whoh, whoh, we [Am] knew we were falling in love. . . . [F] Yes, I did,

and so I [G7] told her all the things I'd been dreaming of

Now [C] we're together nearly [F] every single [C] day

Singing do- wah-diddy-diddy [F] dum-diddy [C] do

we're so happy and that's [F] how we're gonna [C] stay

Singing do-wah-diddy- diddy [F] dum-diddy [C] do

Well, [F] I'm [C] hers ([F] I'm [C] hers)

[F] She's [C] mine ([F] She's [C] mine) [F] I'm [C] hers [F] She's [C] mine

[F] Wedding [C] bells are [F] gonna [C] chime . . .

Whoh, whoh, I [Am] knew we were falling in love. . . [F] Yes, I did

and so I [G7] told her all the things I'd been dreaming of

Now [C] we're together nearly [F] every single [C] day

Singing do-wah-diddy-diddy [F] dum-diddy [C] do

we're so happy and that's [F] how we're gonna [C] stay

Singing do-wah-diddy-diddy [F] dum-diddy [C] do

Well, [F] I'm [C] hers ([F] I'm [C] hers) [F] She's [C] mine ([F] She's [C] mine)

[F] I'm [C] hers [F] She's [C] mine

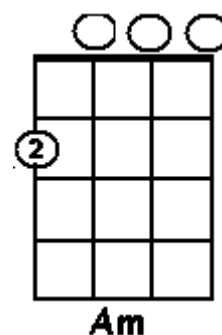
[F] Wedding [C] bells are [F] gonna [C] chime

[G7] Oh, who-o-o-h, oh yea-a-h,

[C] Do-wah-diddy-diddy [F] dum-diddy [C] do

Do-wah-diddy-diddy [F] dum-diddy [C] do

Do-wah-diddy-diddy [F] dum-diddy [C] do



Folsom Prison

(Chords C, F and G7)

Pattern	V V UV UV U	emphasise first beat
and	V UV UV UV U	emphasise/mute every 2 nd beat (chucking)

Intro [C]

I hear that train a coming,

it's rollin round the bend

I ain't seen the sunshine since,

I don't know when

Coz I'm [F] stuck in Folsom Prison,

time keeps dragging [C] on

But that [G7] train just keeps on rollin,

on down to San An [C] ton

When I was just a baby, mama told me son

Always be a good boy, don't ever play with guns

But I [F] shot a man in Reno, just to watch him [C] die

When I [G7] hear that lonesome whistle

I hang my head and

[C] cry [C] [F] [C] [G7] [C]

Well I bet there's rich folk eating

in a fancy dining car

Probably drinking coffee, smoking big cigars

But I [F] know I had it coming, I know I can't be [C] free

But that [G7] train just keeps on rollin,

that's what tortures [C] me

That train just keeps on rollin,

rollin down the line

That train just keeps on rollin,

rollin down the line

rollin [F] on, rollin on, rollin on rollin on

[C] [G7] [C]

If they freed me from this prison

If that railroad train was mine

I bet I'd move it on a little farther down the line

[F] Far from Folsom Prison is where I want to [C] stay

I would [G7] let that lonesome whistle

blow my blues a [C] way

Well I'd [G7] let that lonesome whistle

blow my blues a [C] way

Hound Dog (12 Bar Blues)
(Chords C, F and G7 optional F7)

V V UV UV U **with straight down strokes to emphasise lyric.**
And V UV UV UV U **with touches of F7**

[C] You ain't nothin' but a hound dog cryin' all the time
You ain't nothin' but a [F] hound dog cryin' all the [C] time
[G7] Well, you ain't never caught a rabbit
and you [F] ain't no friend of [C] mine
When they said you was high classed,
well, that was just a lie

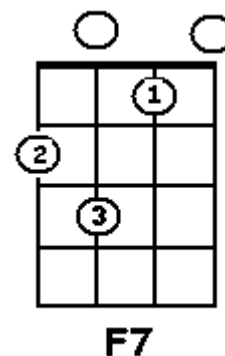
When they said you was [F] high classed,
well, that was just a [C] lie
You ain't [G7] never caught a rabbit and
you [F] ain't no friend of [C] mine
You ain't nothin' but a hound dog cryin' all the time
You ain't nothin' but a [F] hound dog cryin' all the [C] time
Well, you ain't [G7] never caught a rabbit
and you [F] ain't no friend of [C] mine

[C] [F] [C] [G7] . . [F] . . [C] . .

When they said you was high classed,
well, that was just a lie
When they said you was [F] high classed,
well, that was just a [C] lie
You ain't [G7] never caught a rabbit and
you [F] ain't no friend of [C] mine

[C] [F] . . . [C] [G7] . . . [F] . . [C] .
[C] [F] . . . [C] [G7] . . . [F] . . [C] .
[C] [F] . . . [C] [G7] . . . [F] . . [C] .

When they said you was high classed,
well, that was just a lie
When they said you was [F] high classed,
well, that was just a [C] lie
You ain't [G7] never caught a rabbit and
you [F] ain't no friend of [C] mine
You ain't nothin' but a hound dog cryin' all the time
You ain't nothin' but a [F] hound dog cryin' all the [C] time
Well, you ain't [G7] never caught a rabbit
and you [F] ain't no friend of [C] mine



21

There Goes My Everything (Covered by Elvis, Charlie Pride & Engelbert Humperdink)
 (chords C, F and G7) **Slowly** in $\frac{3}{4}$ time (waltz tempo)

Pattern V V UV and V V V with emphasis on the first beat
1 2 &3 1 2 3

[C] [F] [C] [G7] . . . [C]
 I hear footsteps [F] slowly [C] walking
 As they gently walk [G7] across the lonely[C] floor
 And a voice is [F] softly [C] saying
 Darling this will be [G7] goodbye for ever [C] more
 There goes my reason for living
 [F] There goes the one of my [C] dreams
 There goes my only pos [F] session
 [C] There goes my [G7] every [C] thing

[C] [F] [C] . . . [G7] . . . [C]

As my memory [F] turns back the [C] pages
 I can see the happy [G7] years we've had be [C] fore
 Now the love that [F] kept this old heart [C] beating
 Has been shattered by the [G7] closing of the [C] door
 There goes my reason for living
 [F] There goes the one of my [C] dreams
 There goes my only pos [F] session
 [C] There goes my [G7] every [C] thing.

I'm Yours Jason Mraz

Chords C, F, G and Am

Swing pattern with emphasis**vu VU vu VU**

Intro [C] [G] [Am] [F]

well [C] you dawned on me and you bet I felt it I [G] tried to be chill but you're so hot that I melted
 I [Am] fell right through the cracks Now I'm [F] trying to get back
 [C] before the cool dawn run out I'll be giving it my bestest
 [G] nothin's going to stop me but divine intervention [Am] I reckon its again my turn
 to [F] win some or learn some

But [C] I won't hesi [G] tate no more no [Am] more, it cannot [F] wait, I'm yours
 [C] m m m [G] m m m m... [Am] [F]

[C] well open up your mind and see like [G] me open up your plans and damn you're [Am] free
 look into your heart and you'll find [F] love love love love
 [C] Listen to the music of the moment people dance and [G] sing
 we're just one big [Am] family
 and its our God-forsaken right to be [F] loved loved loved loved loved

So [C] I won't hesi [G] tate no more no [Am] more it cannot [F] wait I'm sure
 [C] theres no need to compli[G] cate our time is [Am] short
 this is our [F] fate, I'm yours [C] [G] [Am] [F]

[C] Do you want to come on [G] Scootch on over closer [Am] dear
 And I will nibble your [F] ear

[C] I been spending way too long checking my tongue in the mirror
 [G] and bending over backwards just to try to see it clearer
 [Am] but my breath fogged up the glass so I [F] drew a new face and I laughed

[C] I guess what I'll be sayin is there ain't no better reason
 to [G] rid yourself of vanities and just go with the seasons
 its [Am] what we aim to do our name is our [F] virtue

but [C] I won't hesi[G] tate no more no [Am] more it cannot [F] wait I'm yours

[C] well open up your mind and see like [G] me open up your plans and damn you're [Am] free
 look into your heart and you'll find [F] that the sky is yours

[C] so please don't, please don't please don't theres [G] no need to complicate
 cause [Am] our time is short This oh, this oh, this is our [F] fate I'm yours... (pause)
 ahhhh... [C] [G] m m m m m [Am] m m m m hmm... Oh oh I'm [F] yours Oh Oh I'm yours

[C] woh ho ho oh oh woh oh oh oh [G] oh better to believe I'm [Am] yours
 you best believe you best [F] believe I'm yours hmm... [C] I'm Yours.

[G] Jason Mraz 2008

We'll Sing In The Sunshine

(Chords C, F, G7, C7)

V V UV UV U with a Fan strum motion and short strokes

[C] [F] [G7] [C]

[C] We'll sing in the [F] sunshine [G7] We'll laugh every [C] day

[C7] We'll sing in the [F] sunshine

[G7] Then I'll be on my [C] way [F] [G7] [C]

I will never love [F] you

The [G7] cost of love's too [C] dear

But though I'll never [F] love you

I'll [G7] stay with you one [C] year

And we can sing in the [F] sunshine [G7] We'll laugh every [C] day

[C7] We'll sing in the [F] sunshine

[G7] Then I'll be on my [C] way [F] [G7] [C]

I'll sing to you each [F] morning I'll [G7] kiss you every [C] night

But darling, don't cling to [F] me

I'll [G7] soon be out of [C] sight

But we can sing in the [F] sunshine [G7] We'll laugh every [C] day

[C7] We'll sing in the [F] sunshine

[G7] Then I'll be on my [C] way [F] [G7] [C]

My daddy he once [F] told me "Hey, don't you [G7] love one [C] man"

"Just take what they may [F] give you"

"And [G7] give back what you [C] can"

"And you can sing in the [F] sunshine" [G7] "You'll laugh every [C] day"

[C7] "You'll sing in the [F] sunshine"

[G7] "Then you'll be on your [C] way" [F] [G7] [C]

And when our year has [F] ended And [G7] I have gone [C] away

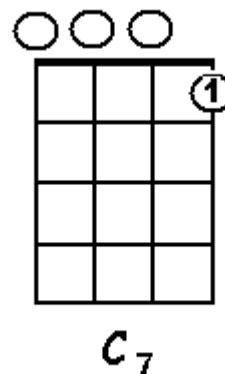
You'll often speak about [F] me

And [G7] this is what you'll [C] say

"We sang in the [F] sunshine [G7] "we laughed every [C] day"

[C7] "We sang in the [F] sunshine"

"And [G7] then she went [C] away" [F] [G7] [C]



Shake Rattle and Roll

(Chords C, F and G7 optional F7) Classic 12 BB

Try some chucking and slides for emphasis

V V UV UV U

Lift the third finger in C to play C6**And V UV UV UV U****with touches of F7**

[C] [G7] [C]

Get out in that kitchen and rattle those pots and pans

[F] Get out in that kitchen and rattle those pots and [C] pans

Well [G7] roll my breakfast 'cause [F] I'm a hungry [C] man.

Shake rattle and roll Shake rattle and roll

[F] Shake rattle and roll [C] Shake rattle and roll

You [G7] never do nothin' to [F] save your dog gone [C] soul.

Wearin' those dresses your hair done up so right

[F] Wearin' those dresses your hair done up so [C] right

You [G7] look so warm but your [F] heart is cold as [C] ice.

Shake rattle and roll Shake rattle and roll

[F] Shake rattle and roll [C] Shake rattle and roll

You [G7] never do nothin' to [F] save your dog gone [C] soul.

I'm like a one eyed cat peepin' in a seafood store

I'm [F] like a one eyed cat peepin' in a seafood [C] store

I can [G7] look at you And [F] tell you don't love me no [C] more.

Shake rattle and roll Shake rattle and roll

[F] Shake rattle and roll [C] Shake rattle and roll

You [G7] never do nothin' to [F] save your dog gone [C] soul.

I believe you're doin' me wrong and now I know

I [F] believe you're doin' me wrong and now I [C] know

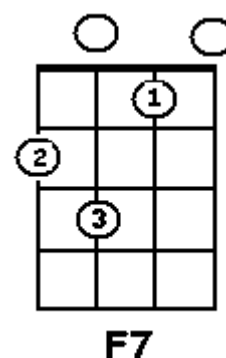
The [G7] more I work the [F] faster my money [C] goes.

Shake rattle and roll Shake rattle and roll

[F] Shake rattle and roll [C] Shake rattle and roll

You [G7] never do nothin' to [F] save your dog gone [C] soul.

You [G7] never do nothin' to [F] save your dog gone [C] soul.



Pearly Shells (Island Style)

(Chords C, F and G7)

Syncopated V UV UV UV U with slight emphasis on second beat.
 Or Picked with “hammer on” and slide etc

[F] . . [C] . . . [G7] [C]

[C] Pearly Shells from the ocean

Shining in the [F] sun covering the [G7] shore

When I [C] see them my heart [F] tells me

That I love you more than [C] all

those [G7] little Pearly [C] Shells

For every [G7] grain of sand

upon the beach I've [C] got a kiss for you

And I've got [G7] more and more

from each star That [F] twinkles in the [C] blue

Pearly Shells from the ocean

Shining in the [F] sun covering the [G7] shore

When I [C] see them my heart [F] tells me

That I love you more than [C] all

those [G7] little Pearly

[C] Shells [C] [F] [G7] [C] [F] [C] [G7] [C]

Pearly Shells from the ocean

Shining in the [F] sun covering the [G7] shore

When I [C] see them my heart [F] tells me

That I love you more than [C] all

those [G7] little Pearly [C] Shells

More than all those [G7] little Pearly [C] Shells

Twist and Shout

(Chords C, F and G7) 3 Chord Progression

V V UV UV V try a Fan strum on the change from C to F
--

[C] [F] [G7] [C] [F] [G7]

Well, shake it up, [C] baby, now ([F] Shake it up [G7] baby)

Twist and [C] shout ([F] Twist and [G7] shout)

C'mon c'mon, c'mon, c'mon, [C] baby, now ([F] Come on [G7] baby)

Come on and work it on [C] out ([F] Work it on [G7] out)

Well, work it on [C] out, now ([F] Work it on [G7] out)

You know you look so [C] good ([F] Look so [G7] good)

You know you got me [C] goin', now ([F] Got me [G7] goin')

Just like I knew you [C] would (Like I [F] knew you [G7] would)

Well, shake it up, [C] baby, now ([F] Shake it up [G7] baby)

Twist and [C] shout ([F] Twist and [G7] shout)

C'mon c'mon, c'mon, c'mon, [C] baby, now ([F] Come on [G7] baby)

Come on and work it on [C] out ([F] Work it on [G7] out)

You know you twist your little [C] girl ([F] Twist little [G7] girl)

You know you twist so [C] fine ([F] Twist so [G7] fine)

Come on and twist a little [C] closer, now ([F] Twist a little [G7] closer)

And let me know that you're [C] mine (Let me [F] know you're [G7] mine)

[C] [F] [G7] [C] [F] [G7]

[C] [F] [G7] [C] [F] [G7]

Well, shake it up, [C] baby, now ([F] Shake it up [G7] baby)

Twist and [C] shout ([F] Twist and [G7] shout)

C'mon c'mon, c'mon, c'mon, [C] baby, now ([F] Come on [G7] baby)

Come on and work it on [C] out ([F] Work it on [G7] out)

You know you twist your little [C] girl ([F] Twist little [G7] girl)

You know you twist so [C] fine ([F] Twist so [G7] fine)

Come on and twist a little [C] closer, now ([F] Twist a little [G7] closer)

And let me know that you're [C] mine (Let me [F] know you're [G7] mine)

Well, shake it, shake it, shake it, [C] baby, now ([F] Shake it up [G7] baby)

Well, shake it, shake it, shake it, [C] baby, now ([F] Shake it up [G7] baby)

Well, shake it, shake it, shake it, [C] baby, now ([F] Shake it up [G7] baby)

Whiskey In The Jar

(Chords C, F G7 and Am)

V V V UV UV with some straight down stroke emphasis

[C] . . . As I was a walkin' 'round [Am] Kilgary Mountain
I [F] met with Captain Pepper as his [C] money he was [G7] countin'
I [C] rattled my pistols and I [Am] drew forth my sabre
Sayin', [F] "Stand and deliver, for I [C] am the bold deceiver"

Singing [G7] Musha rig um du rum da
[C] Whack fol the daddy o [F] Whack fol the daddy o
There's [G7] whiskey in the [C] jar

[C] The shinin' golden coins did [Am] look so bright and jolly
I [F] took 'em with me home and I [C] gave 'em to my [G7] Molly
She [C] promised and she vowed that [Am] she would not deceive me,
The [F] devil's in the women and they [C] never can be easy

Singing [G7] Musha rig um du rum da
[C] Whack fol the daddy o [F] Whack fol the daddy o
There's [G7] whiskey in the [C] jar

[C] When I was awakened [Am] between six and seven
The [F] guards were all around me in their [C] numbers odd and [G7] even,
I [C] flew to my pistols, but [Am] alas I was mistaken
For [F] Molly's drawn my pistols and a [C] prisoner I was taken

Singing [G7] Musha rig um du rum da
[C] Whack fol the daddy o [F] Whack fol the daddy o
There's [G7] whiskey in the [C] jar

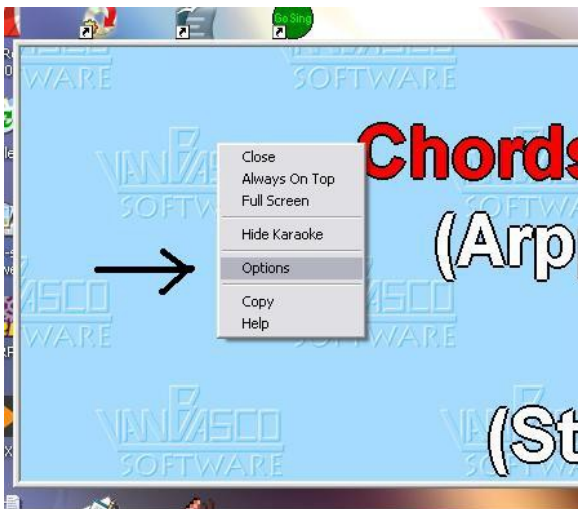
[C] They put me into jail [Am] without judge or writin'
For [F] robbing Colonel Pepper [C] on Kilgary [G7] Mountain
But [C] they didn't take my fists so I [Am] knocked the sentry down
And [F] bid a fond farewell to the [C] jail in Sligo town

Singing [G7] Musha rig um du rum da
[C] Whack fol the daddy o [F] Whack fol the daddy o
There's [G7] whiskey in the [C] jar

Singing [G7] Musha rig um du rum da
[C] Whack fol the daddy o [F] Whack fol the daddy o
There's [G7] whiskey in the [C] jar

VanBasco Player installation notes.

Note that the installation process for the vanBasco player defaults to the Program Files folder. This can raise authority issues with some versions of Windows. These issues are easily overcome by changing the default folder during installation to another folder such as MyMusic. To display the lyrics and the chords, the player also requires the “allow multiple lyrics” option to be set, as shown in the following graphic.



Right Click in Karaoke window
Select Options
Select Misc
Check Allow Multiple Lyric Tracks
Click on Apply then click on Ok
then close vanBasco Player and reopen it.

